

Product Description:

Borgen Climbing System

Product Code:

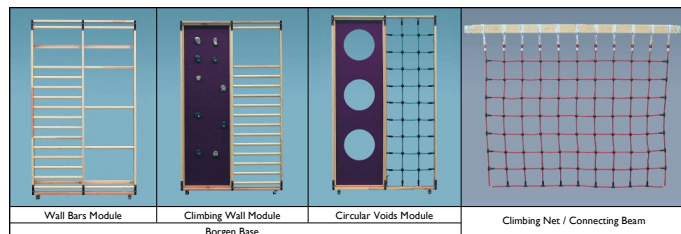
CLM-BORGEN



Borgen is a climbing system designed in cooperation with gymnastics teachers and teachers. With Borgen, creating an attractive climbing frame - or even a whole climbing course - is fast and easy.

Folded together, the system takes up no more space than ordinary wall bars. By combining the different modules, you can create a variety of different climbing systems. All modules are available as left and right-hinged versions. They can be used individually or in combination.

The 'Borgen Base' frame, comprising the 3 modules pictured below, is a good starting point to build on. Easily set up and stored, when collapsed, it takes up no more space than wall bar units and is easy to combine with other linking equipment from the range, including additional hinged modules and linking bar/ scramble nets.



Dimensions:

Each module: 2700mm high (including wheels) x 1530mm wide.

Colour:


Natural, Brown/Red, Blue

Materials:

Timber, steel

Variants / Accessories:

- 307010 / 307020 - Borgen Base (3 Modules) - L / R Hung
- 307011 / 307021 - Wall Bars Module - L / R Hung
- 307012 / 307022 - Climbing Wall With Hand Holds - L / R Hung
- 307013 / 307023 - Climbing Wall With Circular Voids - L / R Hung
- 307014 / 307024 - Climbing Ladder - L / R Hung
- 307015 - Connecting Beam
- 307016 - Climbing Net



Product Description:

Borgen Climbing System

Product Code:

CLM-BORGEN

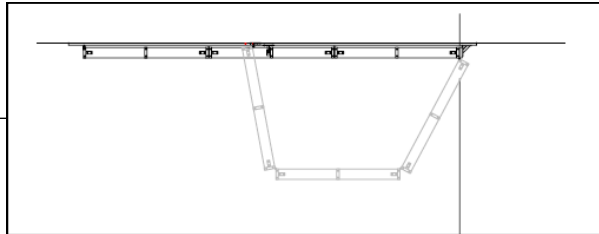
CREATE YOUR FRAME

STEP 1. CHOOSE YOUR CONFIGURATION

1. Borgen 'Base'

Comprises of three modules that fold out from the wall that can be used as a standalone unit or give an ideal starting point that can be added to over time.

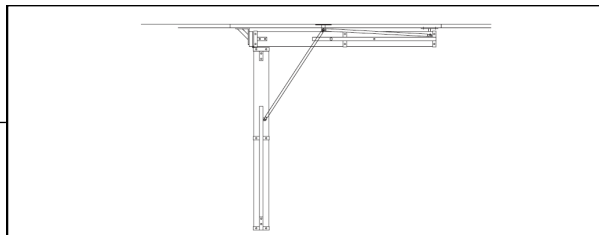
Code: CLM-BORGEN-BAS



2. Single Pivoting Module

Comprises of a single pivoting module that folds out from the wall. Ideal where space is tight or for linking to other modules.

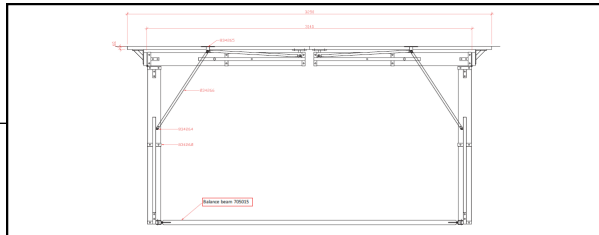
Code: CLM-BORGEN-SIN



3. Two Pivoting Modules

Features two modules that fold out from the wall and can be connected by an optional balance beam or a connection beam with scramble net.


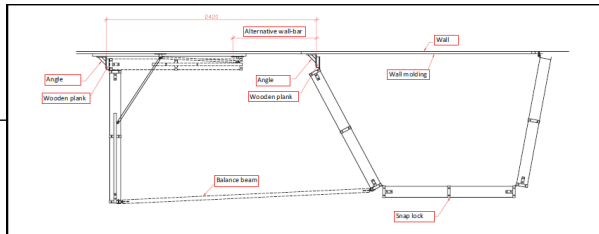
Code: CLM-BORGEN-DBL



4. Borgen 'Full'

Comprises of the 'Bas' modules, with an additional pivoting module and connecting beam with scramble net or balance beam to link the two frames.

Code: CLM-BORGEN-ALL



Tip: Add a wall bar section (GYM-WBS) on the wall between the two frames to create a complete run of wall bars when the frame is folded against the wall.

Product Description:


Borgen Climbing System

Product Code:

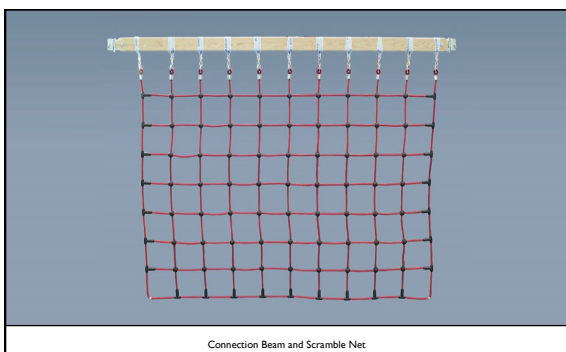
CLM-BORGEN

CREATE YOUR FRAME

STEP 2. CHOOSE YOUR FRAME(S)



STEP 3. CHOOSE YOUR ACCESSORIES



STEP 4. CONTACT US

Once you have made your selections, please contact a member of our sales team who will put together a quotation to suit your requirements. Our staff are also on hand should you require assistance at any point during the process.