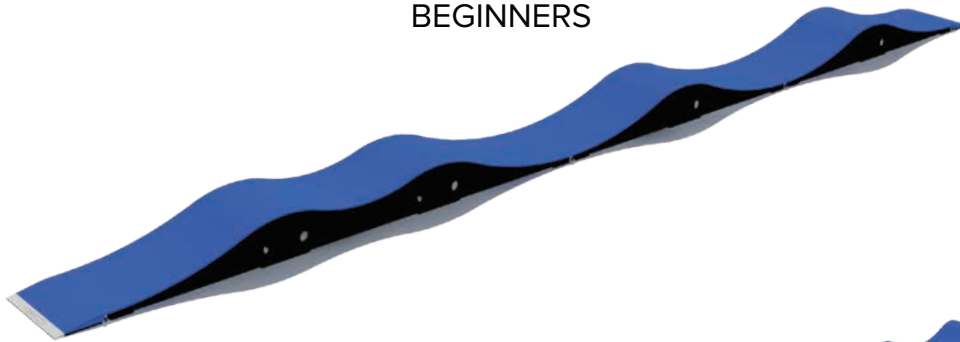



MODULAR PUMPTRACK RHYTHM STRAIGHTS


BEGINNERS



INTERMEDIATE



PRO PLUS



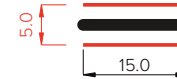
Part Count

B01	6
DB1	1
X06	2

Key Specifications

Rideable surface length	15m
Layout area	15m ²
Net weight	523kg
Shipping volume	6m ³
Fits on	2 pallets
Assembly time	20 mins

Installation Area




Part Count

B01	12
DB1	2
X06	2

Key Specifications

Rideable surface length	29m
Layout area	29m ²
Net weight	996kg
Shipping volume	11m ³
Fits on	4 pallets
Assembly time	30 mins

Installation Area



Part Count

T1L+R	4+4
T2L+R	4+4
T03	6
B01	12
DB1	2
X06	2

Key Specifications

Rideable surface length	50m
Layout area	44m ²
Net weight	1876kg
Shipping volume	29m ³
Fits on	9 pallets
Assembly time	60 mins

Installation Area

